

Tracking Family Planning Spending Using the System of Health Accounts Framework

Karishmah Bhuwanee MSc

Health Finance & Governance project

**International Conference on Family Planning,
27 January 2016**



Question

- ▶▶ Do you know HOW MUCH was spent by the public and private sector for family planning in your country?
- ▶▶ Do you know WHAT family planning activities that money was spent on?
- ▶▶ Is this type of information being used to drive FP interventions?
- ▶▶ *This is where tracking spending comes in → helps countries to understand how money was used for family planning programs and where money came from*

What is the System of Health Accounts 2011 and how does it contribute to FP programming?

Internationally recognized framework for systematically tracking health spending in a country



Benefits:

- Contributes to measurement of country's health system performance
- Provides comparisons over time and across countries
- Captures priority placed on FP vs. other health conditions/diseases

- Tracks magnitude and flow of all health spending
- Breaks down spending by source, financing arrangements, type of provider, interventions



HOW CAN DATA FROM SHA 2011 INFORM FP PROGRAMMING?



Uses of SHA 2011 Data for FP Programming

Aligning spending with priorities

Negotiating for increased FP resources

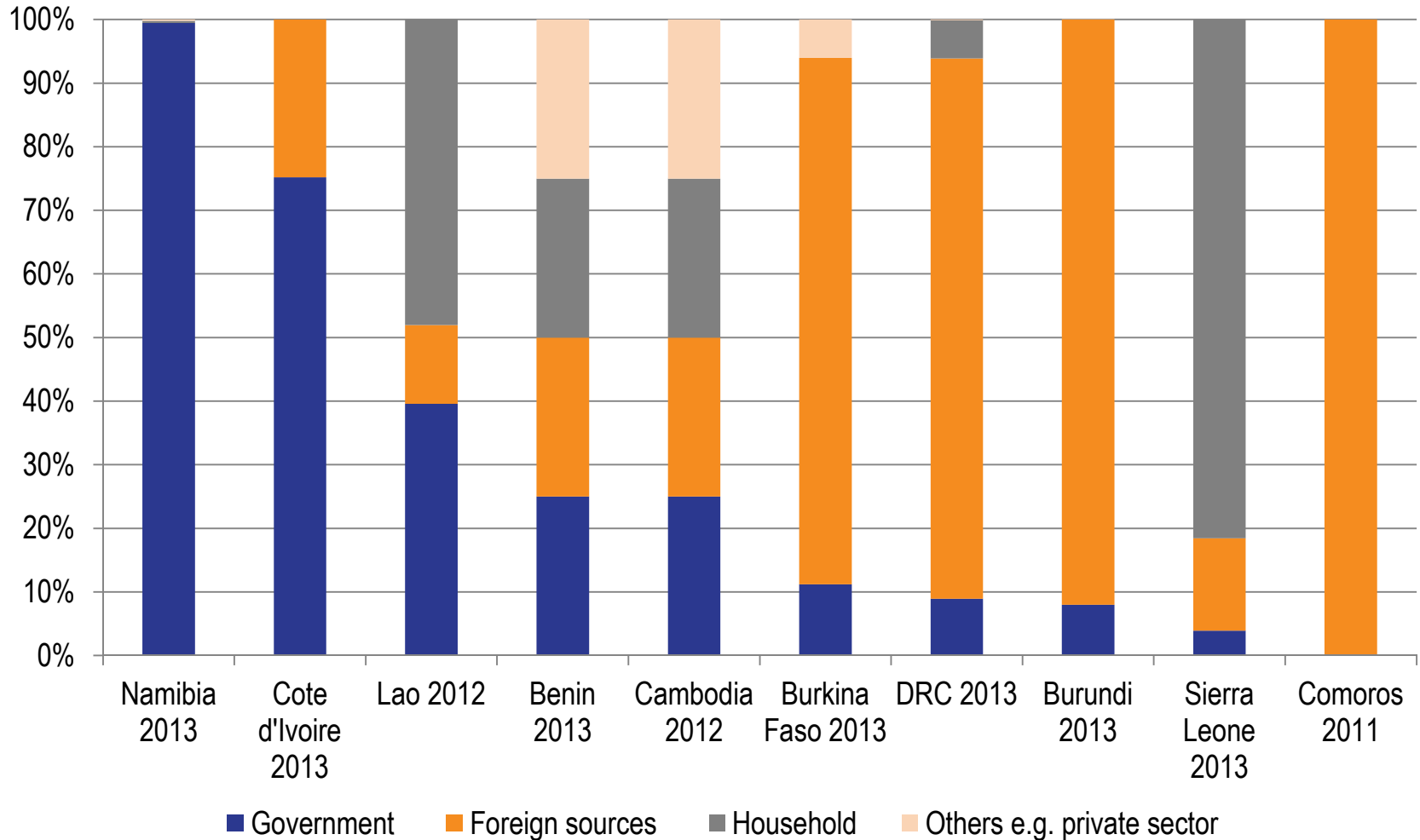
Financial sustainability analysis

Assessing spending decisions to achieve FP targets

Realigning spending to increase efficiency of FP spending

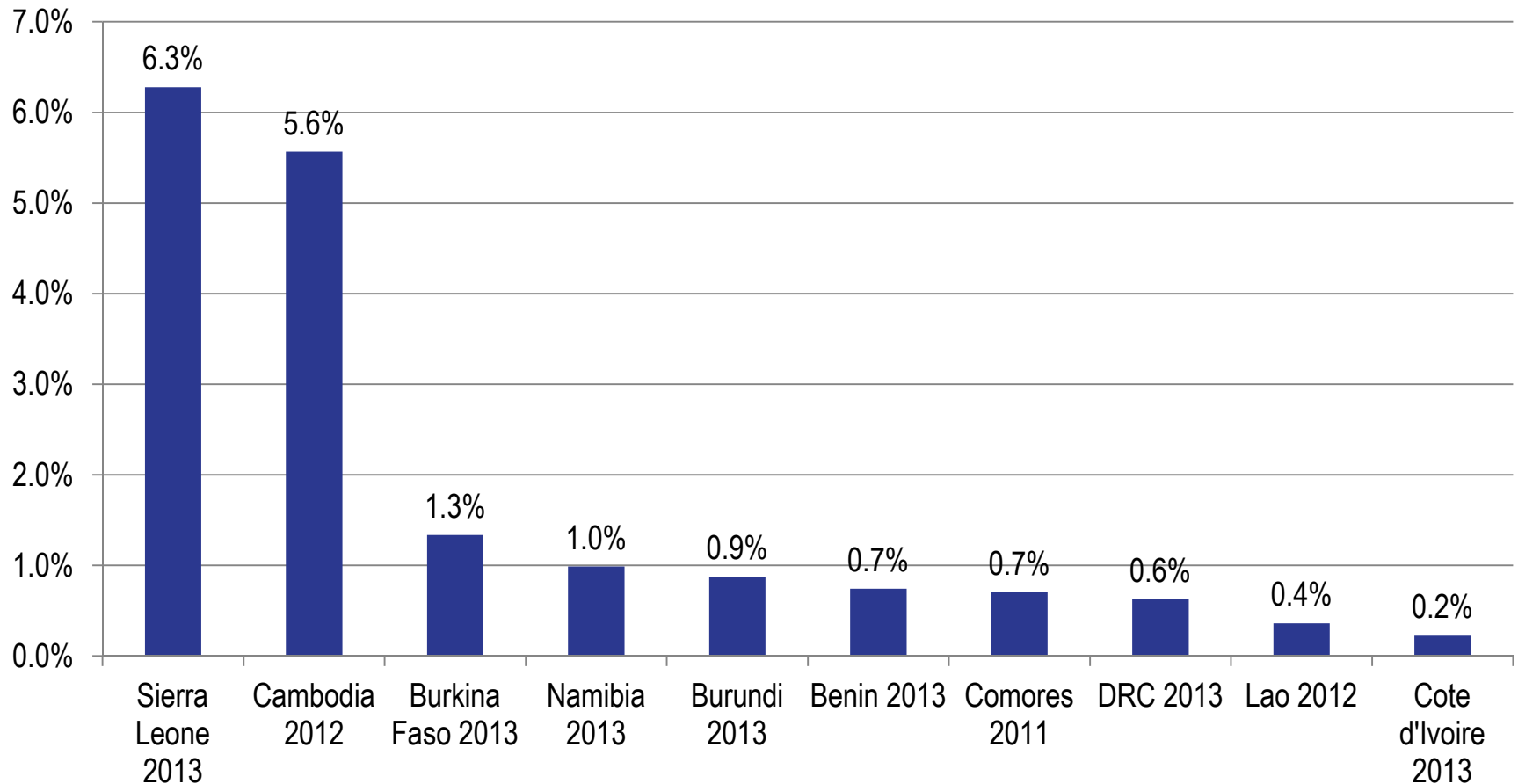
Country Data Using SHA 2011: FP Spending by Source of Financing

FP spending by source of financing

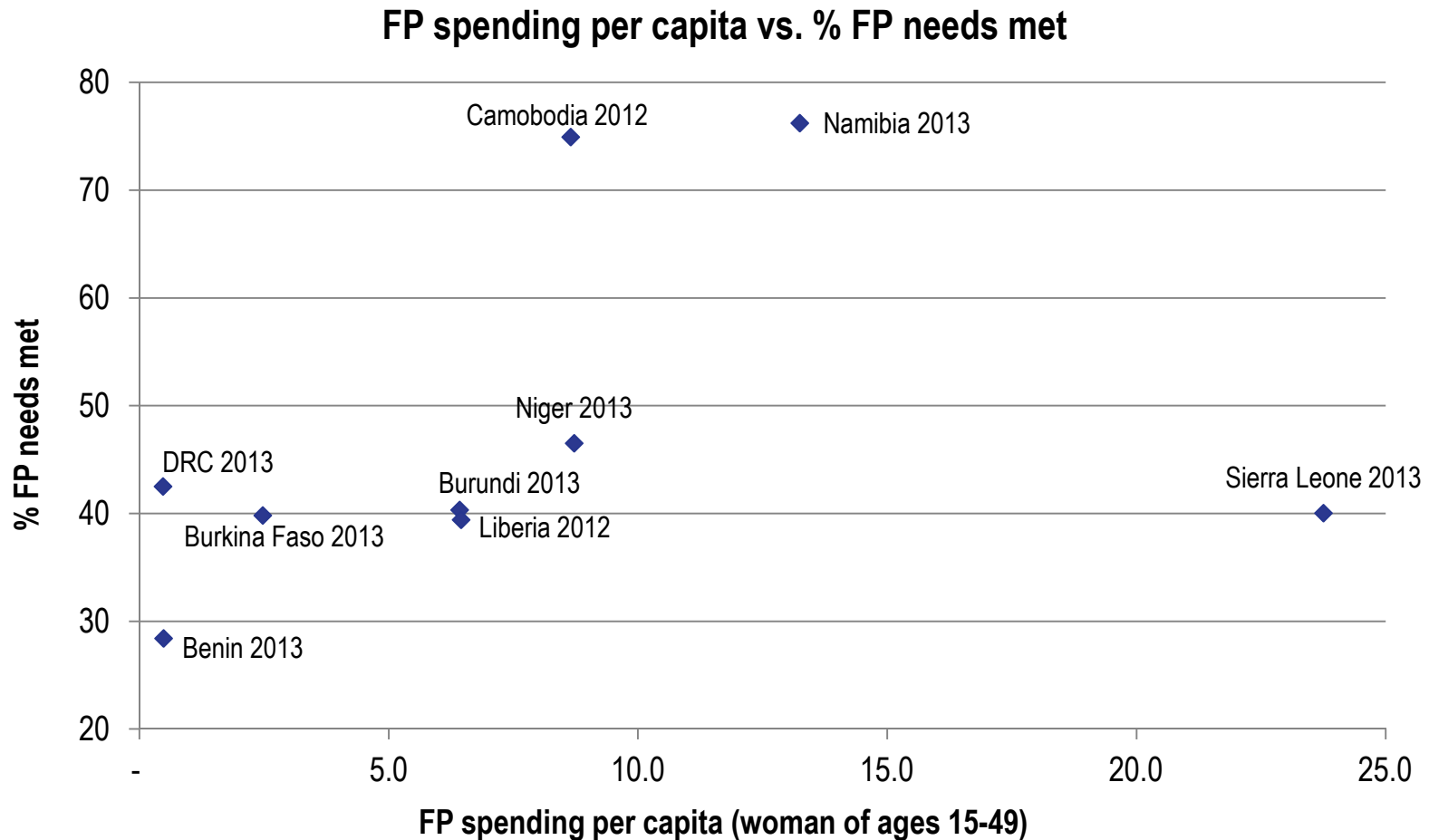


Country Data Using SHA 2011: FP Spending as % of Current Health Spending

FP spending as % of Current Health Expenditure



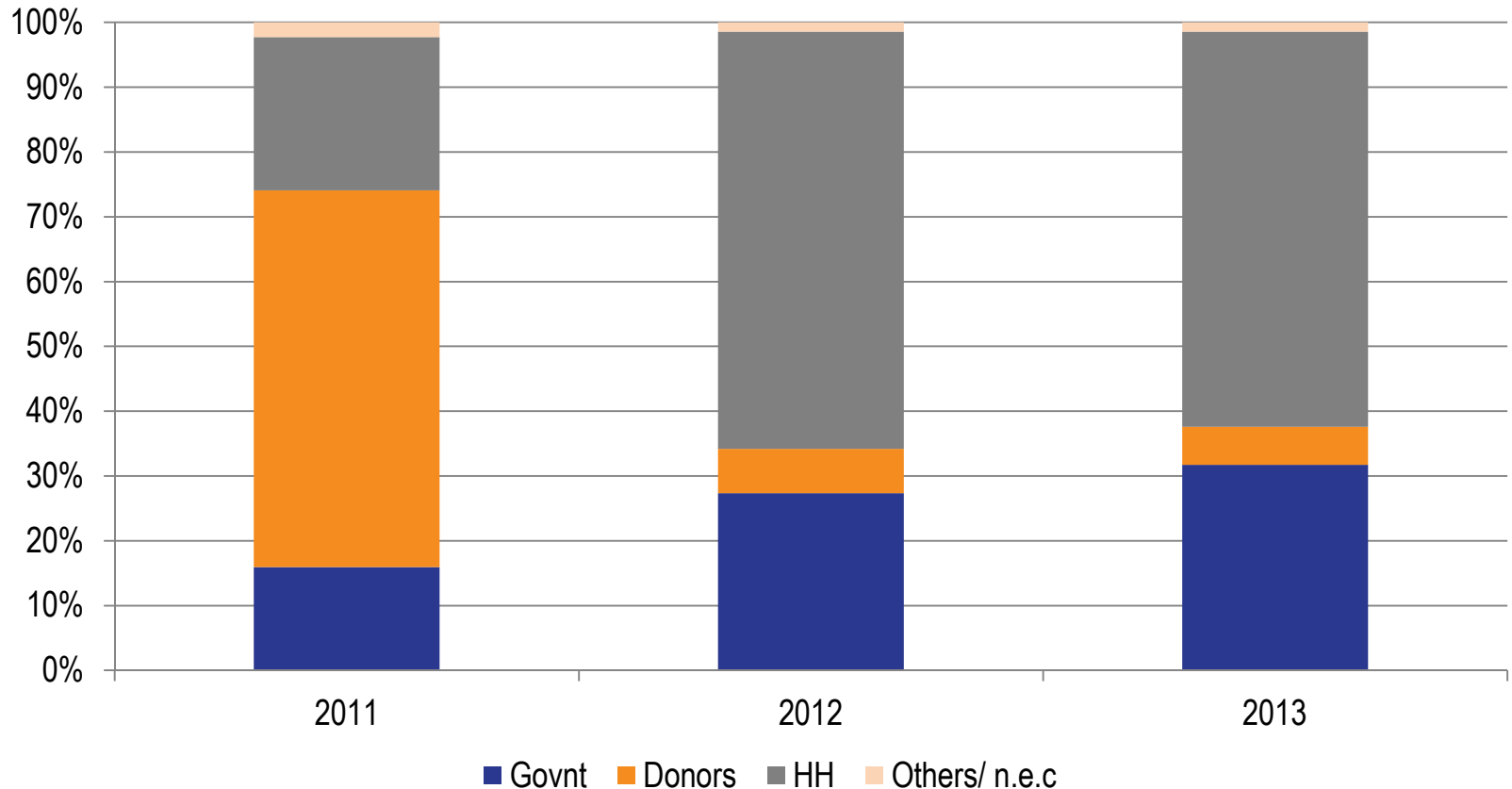
Using SHA 2011 Data to Highlight Potential Efficiency Considerations



- ▶▶ Is spending helping to achieve targets? Can spending be reallocated to different interventions to increase outputs?
- ▶▶ How are we performing against other countries with similar spending levels?

Using SHA 2011 Data to Assess FP Financing Landscape and Sustainability

Niger - FP spending by source



- ▶ Changing composition of financing to more domestic sources, particularly household spending



Challenges in Applying SHA 2011 Framework

- ▶▶ Boundary clarifications
- ▶▶ Accounting for shared costs e.g. central ministry functions, health worker salaries, general supplies
- ▶▶ Lack of detailed data to disaggregate spending
- ▶▶ Documenting country examples of policy changes resulting from Health Accounts data



Conclusions

- ▶▶ SHA 2011 provides comprehensive, standardized framework for tracking FP spending
- ▶▶ Inform key programming decisions such as:
 - ❖ How much is being spent on FP?
 - ❖ How should FP be funded over time?
 - ❖ How are FP funds being spent?
 - ❖ What are the most effective and efficient FP activities which should be funded?
- ▶▶ Initial challenges with applying framework but new tools such as guidance on disease classification will make the process easier

Thank you

For more information:
karishmah_bhuwanee@abtassoc.com
www.hfgproject.org